



HOMEAESTHETIC
ALL IN ONE
MICRO NEEDLING

All in one microneedling [MINI PIN]

AutoMTS(Microneedle Therapy System) : The technology that stimulates skin faster and let the solution be absorbed into skin layer in a short time by adding Automation to Microneedling technology.



- A patent application(Skin Stimulating Stamp 110-2017-0166371)
- In vitro skin absorption test completed(Korea Dermatology Research Institute, KDRI)

- Auto MTS (12pin * 0.25mm) / Lithium polymer charging, wireless type
- Generate 39,600 cosmetic absorption channels per minute with 3,300rpm
- Supply exclusive products for MINI PIN(for skin / scalp)
- Experience high priced aesthetic service in home reasonably
- Produced by Woorhi Mechatronics, professional manufacturer of medical device(MTS, PMU)

We made **high-efficiency products that have been used by professional practitioners** such as doctors, dermatologists as home care products to solve your skin trouble.

AutoMTS product is very effective without skin damage compared with roller type mts, manually operated.

All-in-one system(AutoMTS+Solution), can be used easily without applying solutions.

Unlike RF, laser home products for absorbing solution, MINI PIN induce **solutions to be absorbed into skin layer directly through needling.**



Product features

- 1) Ease of use: All in one type(needle and serum)
- 2) The effect of microneedling
- 3) Highly effective AutoMTS
- 4) Multifunctional device
- 5) Safety and Technology guaranteed

Product features

1) Ease of use



All-in-one system(needle, serum),
easy to use without applying serum
separately

Put serum into 3.5ml Tip cartridge
manufactured **for disposable use**

Product features

2) The effect of Microneedling



<https://www.womanmagazine.co.uk/fashion-beauty/beauty/jennifer-aniston-age-defying-secret-60901>

In an interview with People magazine, Jen revealed her beauty secrets. Talking of her amazing, youthful skin, the actress confessed, “I do **micro-needling**! I just learned about it a couple months ago from a facialist in New York. It allows the serums and whatever products you’re using to really soak in”

Micro-needling is a non-surgical treatment that Jennifer Aniston swears by. But, what is it?

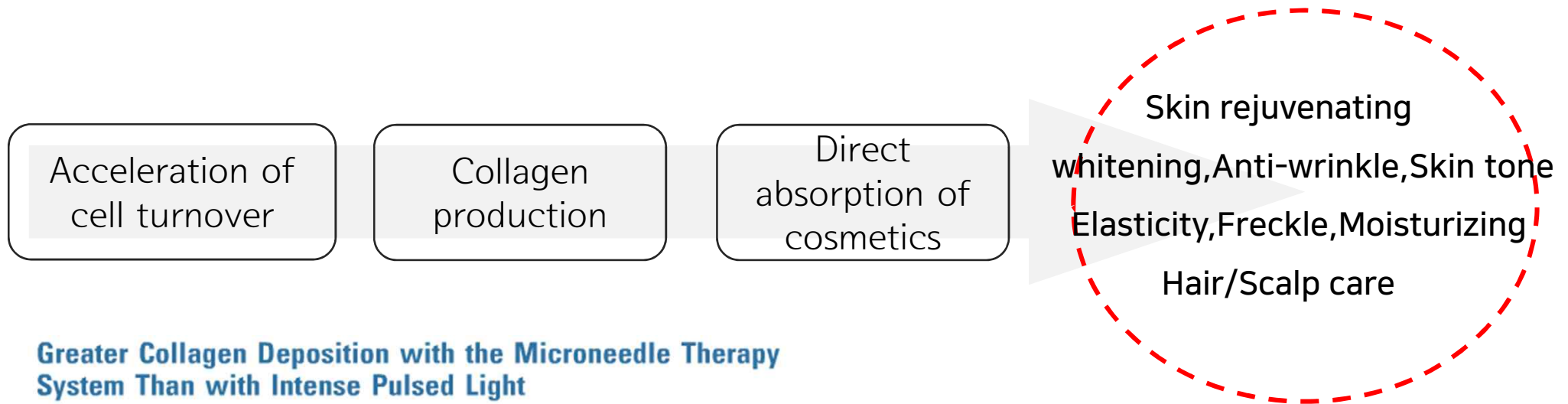
<Jennifer Aniston gave an interview about the experience and effects of MTS >



<Kim Kardashian, Bar Refaeli underwent MTS treatment combined with PRP>

Product features

2) The effect of Microneedling



Greater Collagen Deposition with the Microneedle Therapy System Than with Intense Pulsed Light

Acne scarring is one of the most common and emotionally debilitating problems encountered in the field of dermatology. Treatment choice depends on the type of acne scar, with ablative or nonablative methods available. Because ablative methods such as dermabrasion and laser resurfacing cause significant postoperative changes in the skin and require significant healing time, nonablative therapy using lasers and light, such as intense pulsed light (IPL), have become popular treatment methods.^[1] IPL devices contain a noncoherent filtered flashlamp that emits a broad wavelength spectrum of 560 to 1,200 nm, delivering a high peak in short pulses. Although IPL has been used for the treatment of telangiectasias,^[2] photorejuvenation,^[3] and lentiginosis,^[4,5] it has also become increasingly popular as a

nonablative skin rejuvenation treatment. Data indicating that IPL significantly increases procollagen I^[6,7] and III, with a significant decrease in matrix metalloproteinase (MMP)-1 and MMP-2, support the beneficial effects of IPL on dermal collagen remodeling,^[7] although IPL treatment requires trained and experienced personnel and expensive laser equipment.

Skin needling is an effective way to treat scars and wrinkles. Subcuticular undermining, termed subcision, involves inserting a needle into the skin and tunneling in various directions parallel to the skin surface.^[8] Skin needling can also be accomplished by puncturing. Although the puncturing technique was developed for transdermal drug delivery,^[9-11]

Skin [redacted] Subcuticular undermining, termed subcision, involves inserting a needle into the skin and tunneling in various directions parallel to the skin surface.^[8] Skin needling can also be accomplished by puncturing. Although the puncturing technique was developed for transdermal drug delivery,^[9-11]

Author and Source Information
Seong-Eon KIM, Joon-Ho LEE, Hyo Bu KWON,
Byung-Jin AHN, Ai-Young LEE

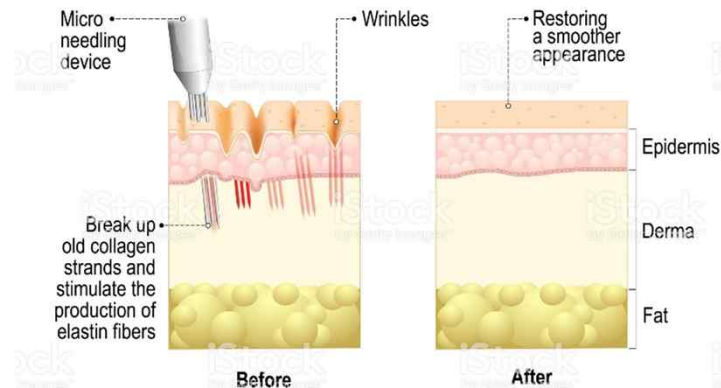
http://www.readcube.com/articles/10.1111%2Fj.1524-4725.2011.01882.x?r3_referer=wol

Product features

2) The effect of Microneedling

The effect of AutoMTS

Collagen Induction Therapy



1. Microneedles stimulate skin to induce self production of collagen, arrange skin tissues and boost cell turn over

2. Microneedles generate tiny channels(holes)

in the epidermis and dermal layer to make active ingredients in cosmetics be absorbed into skin

Product features

3) Highly effective AutoMTS

Advantage of AutoMTS = Automated Microneedling at High Speed

1) Differences from other treatments

- ① Unlike other treatments for cosmetic absorption, AutoMTS Induces active ingredients to be absorbed directly without damaging skin(epidermis and dermis)
- ② Unlike razor, injection, RF machine, AutoMTS safely delivers the active ingredients to the dermis and interior of skin without risk of damaging skin surface and interior unlike razor, injection, RF machine

2) Differences from roller, analog type

- ① The rollers are susceptible to scratches on the skin surface during use . Also it is more painful and has a risk of secondary infection
- ② In case of analog(stamp) type, the solution is not sufficiently absorbed and the pain is severe
- ③ AutoMTS generates up to 24,000 channel per minute. It is superior to roller, analog type
- ④ AutoMTS doesn't require the user to keep on punching or rolling for needling

MINI PIN is AutoMTS type device that make solution be absorbed with maximum efficiency in a short time.

It is also all in one type(needle, solution), so users can use it conveniently.

Product features

3) Highly effective AutoMTS

Technical difference with competitors

Competitor's MTS

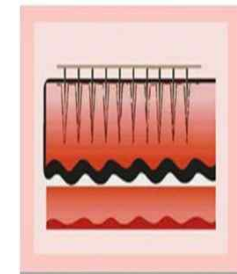
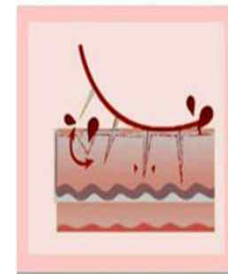


Woorhi Mechatronics MTS



- ✓ Needle isn't elaborate that much and paper is torn when needling due to poor strength of device

The difference between AutoMTS and roller


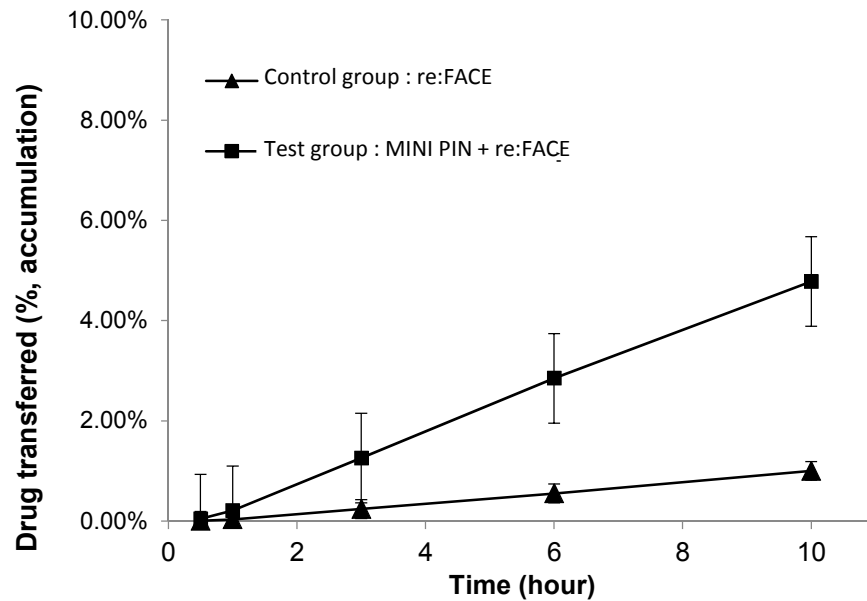


- ✓ There's big difference between the numbers of holes generated by needling in the same time

Product features

3) Highly effective AutoMTS

The absorption rate of AutoMTS



[Comparison of percutaneous permeability by group/ Korea Dermatology Research Institute]

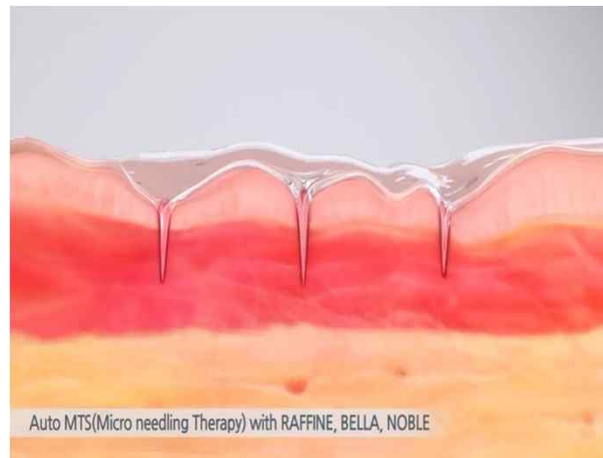
Product features

4) Multifunctional device

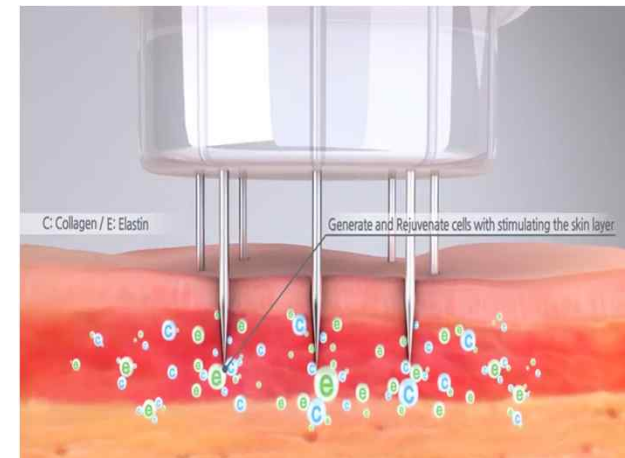
From skin care to scalp care



Making channel from epidemis to dermis layer




Absorption of the active ingredient (serum, scalp growth factor) applied to the skin



Accelration of cell turnover by inducing self-generation of collagen and elastin

Product features

5) Safety and technology guaranteed



Disposable
needle
sterilized with
EO gas



Patent
technology



Professional
medical device
manufacturing,
export,
development
company

Product composition



Specification

How to assemble

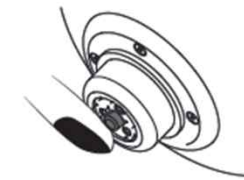
1. Unseal the Tip cartridge & Cap blister and separate the Cap from the Tip cartridge by turning counterclockwise
2. Fit the Tip cartridge in the main unit. Put the Tip cartridge into the bottom of the main unit and check the frame of main unit
3. Hold the below of Tip cartridge by hand and fasten the Cap at the end of Tip cartridge

How to use

1. Cleanse your face
2. Fit the Tip cartridge from the bottom to the top of the main unit
3. Pour solution(ampoule) into a Tip cartridge(maximum 3.5ml)
4. Hold the Tip cartridge by hand and fasten the Cap at the end of Tip cartridge
5. By pressing the stick at the bottom of Tip cartridge, check the ampoule comes out(Figure1)
6. Press on/off button for 2 sec and check the LED lights on with full-charged status and press shortly on/off button again to operate
7. Slowly push the MINI PIN on the skin area for ampoule to be absorbed
8. If the ampoule comes out too much, please block pressure hole at the top of the Cap with your finger to adjust the amount of ampoule(Figure 2)
9. After finishing to use, Facial mask-sheet "Ya! Cooling" helps for soothing

Product features

-All in one AutoMTS



(Figure 1)



(Figure 2)



H O M E
A E S T H E T I C
A L L I N O N E
M I C R O
N E E D L I N G

AWY
ALWAYS WITH YOU